

30881 Beverly  
Romulus, MI 48174

Phone: (734) 729-0780

Fax: (734) 729-0757

[www.jimmackiedistribution.com](http://www.jimmackiedistribution.com)

POWDER COATED  
&  
STAINLESS STEEL PRODUCTS

PRODUCT CATALOG - VOLUME TWO

# HOUSE OF FORGINGS, INC.

*Reviving the Splendor of Wrought Iron*

# Marketing Support Provided by HOF

## Facilities



New Facility  
W. Sacramento, CA

New Corporate  
Headquarters  
Houston, TX



## Showroom



Fast and Efficient  
Customer Service  
from our friendly  
and knowledgeable  
Sales Team



Extensive Sales and  
Marketing Support to  
our Customers

## Shipping



Fast and Reliable  
Nationwide Shipping  
Available


## Warehouse



Vast selection of Ornamental Iron Products  
supported by our Extensive Inventory



Product Catalogs



Product Trifolds



Flyers



CAD Drawings/Catalog Images



Color Samples



Showroom Displays

# *Table of Contents*

<b>P O W D E R C O A T E D P R O D U C T S</b>	Page
	2-21
Standard & Designer Colors Guide	2-3
Tuscan Series	4-7
Santa Fe Series	8-9
Gothic Series	10-11
Round Series	12-13
Scroll Series	14-15
Versatile Series	16-17
Ribbon Series	18-19
Twist Series	20-21

<b>I N S T A L L A T I O N A C C E S S O R I E S</b>	Page
	22
Handrail Brackets	
Epoxy Adhesives	
Epoxy Dispensers	
Touch Up Paint	
Touch Up Pens	

<b>M A R K E T I N G S U P P O R T</b>	Back Inside Cover
--	----------------------


# Colors

## Standard Colors



House of Forgings Inc. has remained the market leader by providing an unsurpassed selection of product styles and colors. With our latest offerings, we continue this tradition. As home decor tastes change, you can count on House of Forgings Inc. to be at the forefront; always bringing cutting edge style to our market.

## Designer Colors



THESE COLORS HAVE BEEN PROFESSIONALLY PHOTOGRAPHED WITH THE HIGHEST INTEGRITY. OUR GOAL IS TO PRODUCE THE MOST REALISTIC MATCH TO THE ACTUAL COLORS. HOWEVER, SOME SLIGHT VARIANCES MAY OCCUR.

# Tuscan Series

## Available Colors



	Newels		Balusters												
	HF 1.1.8	HF 1.1.9	HF 2.9.21	HF 2.1.5	HF 2.1.6	HF 2.1.7	HF 2.1.9	HF 2.1.8	HF 2.1.11	HF 2.6.8	HF 2.6.9	HF 2.6.7	HF 2.10.2	HF 2.10.4	HF 2.10.3
RAW	●	●	●	●	●	●	●	●	●	●	●	●	●	●	●
STB	●	●	●	●	●	●	●	●	●	●	●	●	●	●	●
CV	●	●	●	●	●	●	●	●	●	●	●	●	●	●	●
ORB	●	●	●	●	●	●	●	●	●	●	●	●	●	●	●
SC	●	●	●	●	●	●	●	●	●	●	●	●	●	●	●

### Matching Shoes & Accessories

- HF 16.3.26  
9/16" Rd. Opening  
With Set Screw
- HF 16.3.27  
9/16" Rd. Opening  
With Set Screw
- HF 16.3.24  
EZ Fit Shoe
- HF 16.3.23  
EZ Fit Shoe

EZ Fit Shoe fits all baluster types

### ROUND HAMMERED

**HF 2.1.9**  
Ends : 9/16" Rd.  
Height: 44"  
Wt. 2.4 lbs.

**NEW**

**HF 2.1.8**  
Ends : 9/16" Rd.  
Height: 44"  
Wt. 4.2 lbs.

**HF 2.1.11**  
Ends : 9/16" Rd.  
Height: 44"  
Wt. 3 lbs.

**HF 2.6.8**  
Ends : 9/16" Rd.  
Height: 44"  
Wt. 3.2 lbs.

**NEW**

**HF 2.6.9**  
Ends : 9/16" Rd.  
Height: 44"  
Wt. 4.2 lbs.

**HF 2.6.7**  
Ends : 9/16" Rd.  
Height: 44"  
Wt. 3.8 lbs.

### NEWELS

**HF 1.1.8**  
Ends : 1" Rd.  
Height: 47"  
Wt. 18 lbs.

**HF 1.1.9**  
Ends : 1" Rd.  
Height: 47"  
Wt. 18 lbs.

### ROUND HAMMERED

**HF 2.9.21**  
Ends : 9/16" Rd.  
Height: 44"  
Wt. 2.4 lbs.

**HF 2.1.5**  
Ends : 9/16" Rd.  
Height: 44"  
Wt. 2.5 lbs.

**HF 2.1.6**  
Ends : 9/16" Rd.  
Height: 44"  
Wt. 4.2 lbs.

**HF 2.1.7**  
Ends : 9/16" Rd.  
Height: 44"  
Wt. 3 lbs.

**NEW**

### ROUND HAMMERED

**HF 2.10.2**  
Ends : 9/16" Rd.  
Height: 44"  
Wt. 3.2 lbs.

**NEW**

**HF 2.10.4**  
Ends : 9/16" Rd.  
Height: 44"  
Wt. 4.2 lbs.

**HF 2.10.3**  
Ends : 9/16" Rd.  
Height: 44"  
Wt. 3.6 lbs.



# Tuscan Series

## Available Colors



### Matching Shoes & Accessories



	HF 1.1.10	HF 1.1.11	HF 1.1.14	HF 1.1.15	HF 2.9.12	HF 2.9.11	HF 2.9.13	HF 2.9.3	HF 2.9.4	HF 2.9.8	HF 2.9.5	HF 2.9.6	HF 2.1.2	HF 2.1.1
RAW	●	●	●	●	●	●	●	●	●	●	●	●	●	●
STB	●	●	●	●	●	●	●	●	●	●	●	●	●	●
CV	●	●	●	●	●	●	●	●	●	●	●	●	●	●
ORB	●	●	●	●	●	●	●	●	●	●	●	●	●	●
SC	●	●	●	●	●	●	●	●	●	●	●	●	●	●

**HF 2.9.3**  
Ends : 9/16" Sq.  
Height: 44"  
Wt. 3.4 lbs.

**HF 2.9.4**  
Ends : 9/16" Sq.  
Height: 44"  
Wt. 3.8 lbs.

**HF 2.9.8**  
Ends : 9/16" Sq.  
Height: 44"  
Wt. 5.2 lbs.

**HF 2.9.5**  
Ends : 9/16" Sq.  
Height: 44"  
Wt. 3.5 lbs.

**HF 2.9.6**  
Ends : 9/16" Sq.  
Height: 44"  
Wt. 3.8 lbs.

**HF 2.1.2**  
Ends : 9/16" Sq.  
Height: 44"  
Wt. 4 lbs.

**HF 2.1.1**  
Ends : 9/16" Sq.  
Height: 44"  
Wt. 4.5 lbs.

### NEWELS

**HF 1.1.10**  
Ends : 1" Sq.  
Height: 47"  
Wt. 18 lbs.

**HF 1.1.11**  
Ends : 1" Sq.  
Height: 47"  
Wt. 18 lbs.

**HF 1.1.14**  
Ends : 1" Sq.  
Height: 47"  
Wt. 18 lbs.

**HF 1.1.15**  
Ends : 1" Sq.  
Height: 47"  
Wt. 18 lbs.

### SQUARE HAMMERED

**HF 2.9.12**  
Ends : 9/16" Sq.  
Height: 44"  
Wt. 3.8 lbs.

**HF 2.9.11**  
Ends : 9/16" Sq.  
Height: 44"  
Wt. 5 lbs.

### SQUARE HAMMERED

**HF 2.9.20**  
Ends : 9/16" Sq.  
Height: 44"  
Wt. 3 lbs.

**HF 2.9.28**  
Ends : 9/16" Sq.  
Height: 44"  
Wt. 3.2 lbs.

**HF 2.9.27**  
Ends : 9/16" Sq.  
Height: 44"  
Wt. 4.2 lbs.

**HF 2.9.26**  
Ends : 9/16" Sq.  
Height: 44"  
Wt. 3.8 lbs.

**HF 2.9.29**  
Ends : 9/16" Sq.  
Height: 44"  
Wt. 2.8 lbs.

**HF 2.9.36**  
Ends : 9/16" Sq.  
Height: 44"  
Wt. 4.2 lbs.

**HF 2.9.37**  
Ends : 9/16" Sq.  
Height: 44"  
Wt. 3.4 lbs.

# Santa Fe Series

## Available Colors



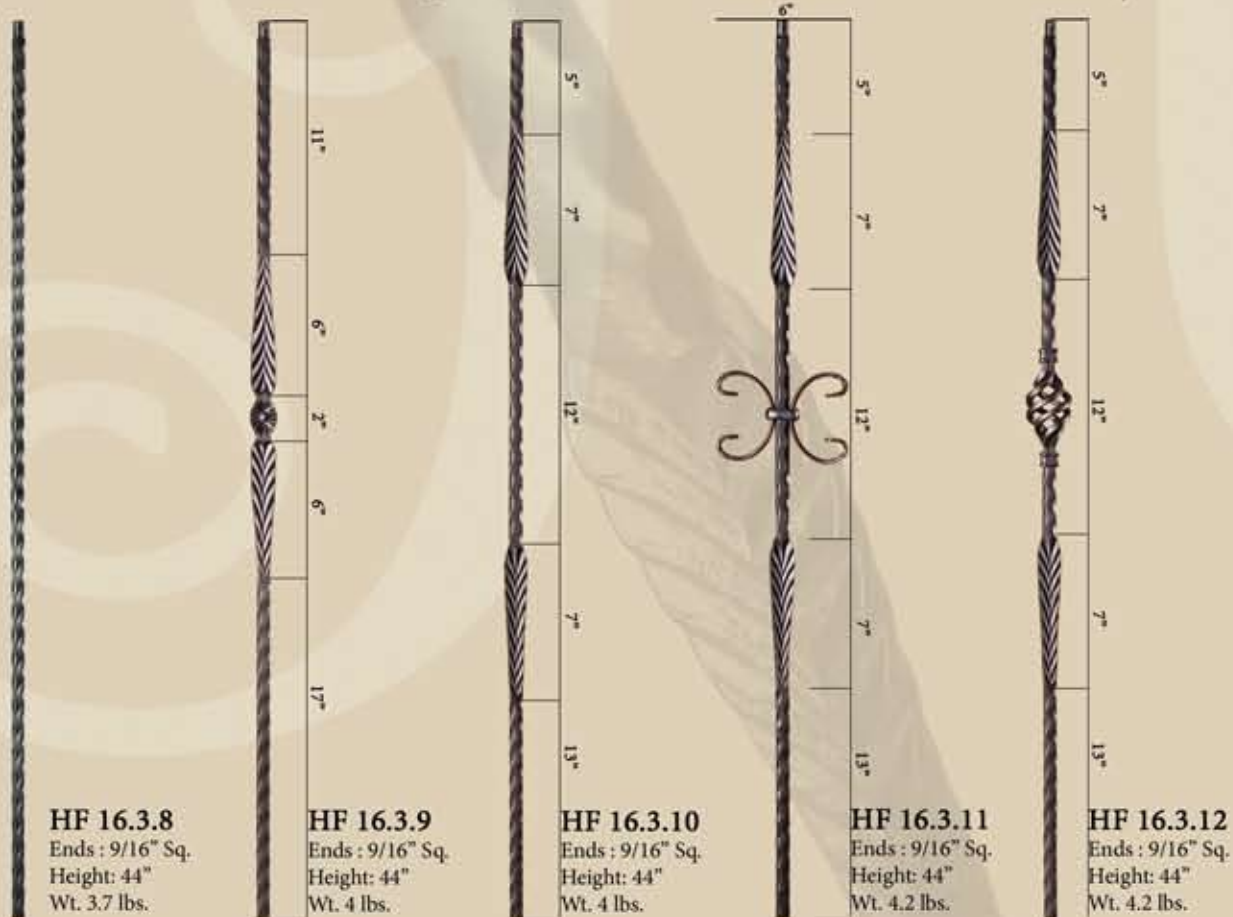
### Matching Shoes & Accessories



	Balusters	HF 16.3.8	HF 16.3.9	HF 16.3.10	HF 16.3.11	HF 16.3.12	HF 16.1.34-H	HF 16.1.35-H	HF 16.1.26	HF 16.1.27	HF 16.1.15	HF 16.1.22
MP	●	●	●	●	●	●	●	●	●	●	●	●
B	●	●	●	●	●	●	●	●	●	●	●	●
SP	●	●	●	●	●	●	●	●	●	●	●	●
CV	●	●	●	●	●	●	●	●	●	●	●	●
STB	●	●	●	●	●	●	●	●	●	●	●	●



### SQUARE HAMMERED



### SQUARE HAMMERED



# Gothic Series

## Available Colors



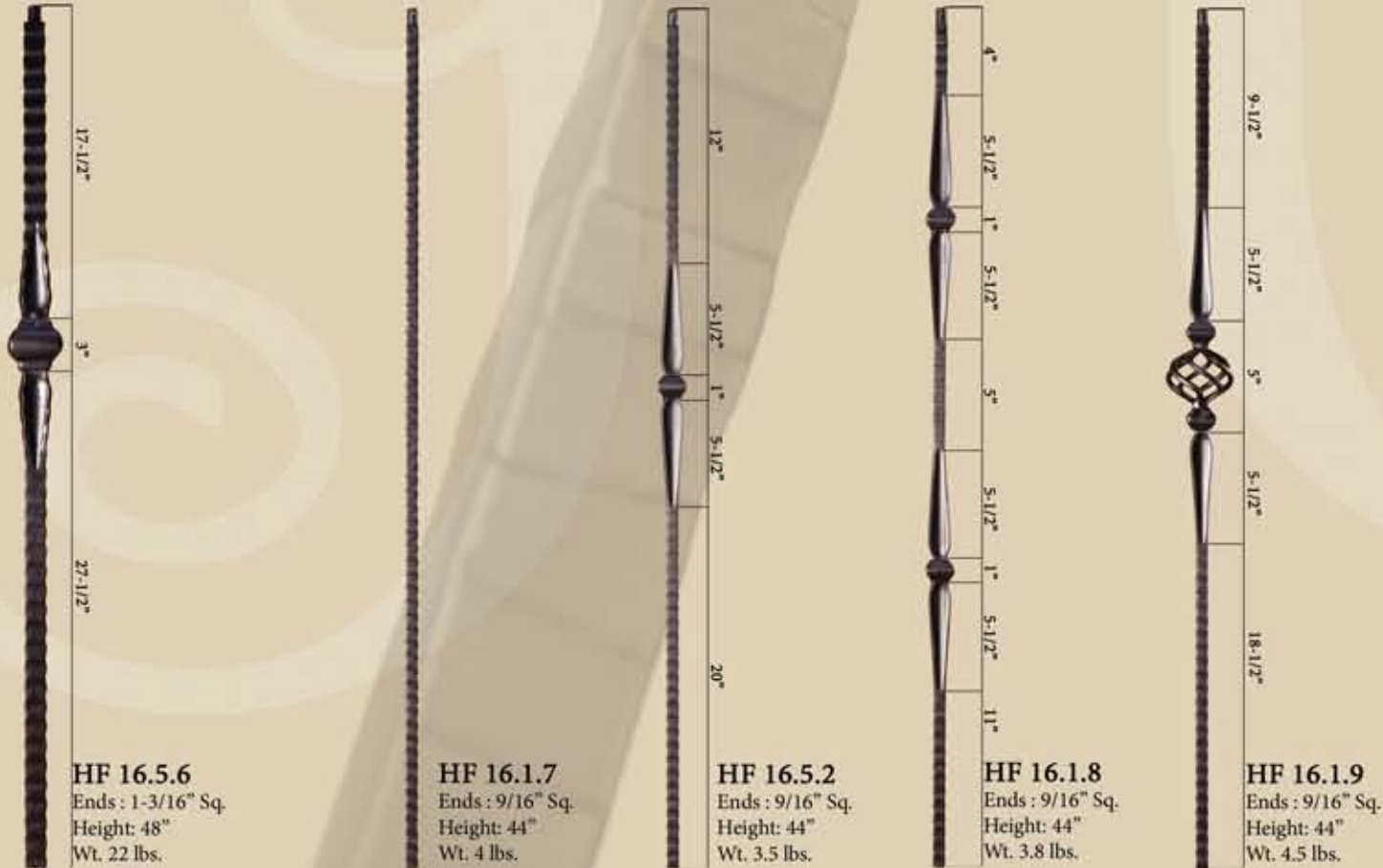
### Matching Shoes & Accessories



	Newels HF 16.5.6	Balusters HF 16.1.7	HF 16.5.2	HF 16.1.8	HF 16.1.9
MP	●	●	●	●	●
B	●	●	●	●	●
SP	●	●	●	●	●
CV	●	●	●	●	●
STB	●	●	●	●	●
AB	●	●	●	●	●
AN	●	●	●	●	●
ORC	●	●	●	●	●

### NEWEL

### SQUARE HAMMERED EDGE



# Round Series

Available Colors



## Matching Shoes & Accessories



	Newels HF 16.5.10	Balusters HF 16.2.2	HF 16.1.17	HF 16.1.18	HF 16.1.19	HF 16.1.20	HF 16.1.25-R	HF 2.11.3	HF 2.11.4	HF 2.11.16
MP	●	●	●	●	●	●	●	●	●	●
B	●	●	●	●	●	●	●	●	●	●
SP	●	●	●	●	●	●	●	●	●	●
CV	●	●	●	●	●	●	●	●	●	●
STB	●	●	●	●	●	●	●	●	●	●
AB	●	●	●	●	●	●	●	●	●	●
AN	●	●	●	●	●	●	●	●	●	●



# Scroll Series

## Available Colors

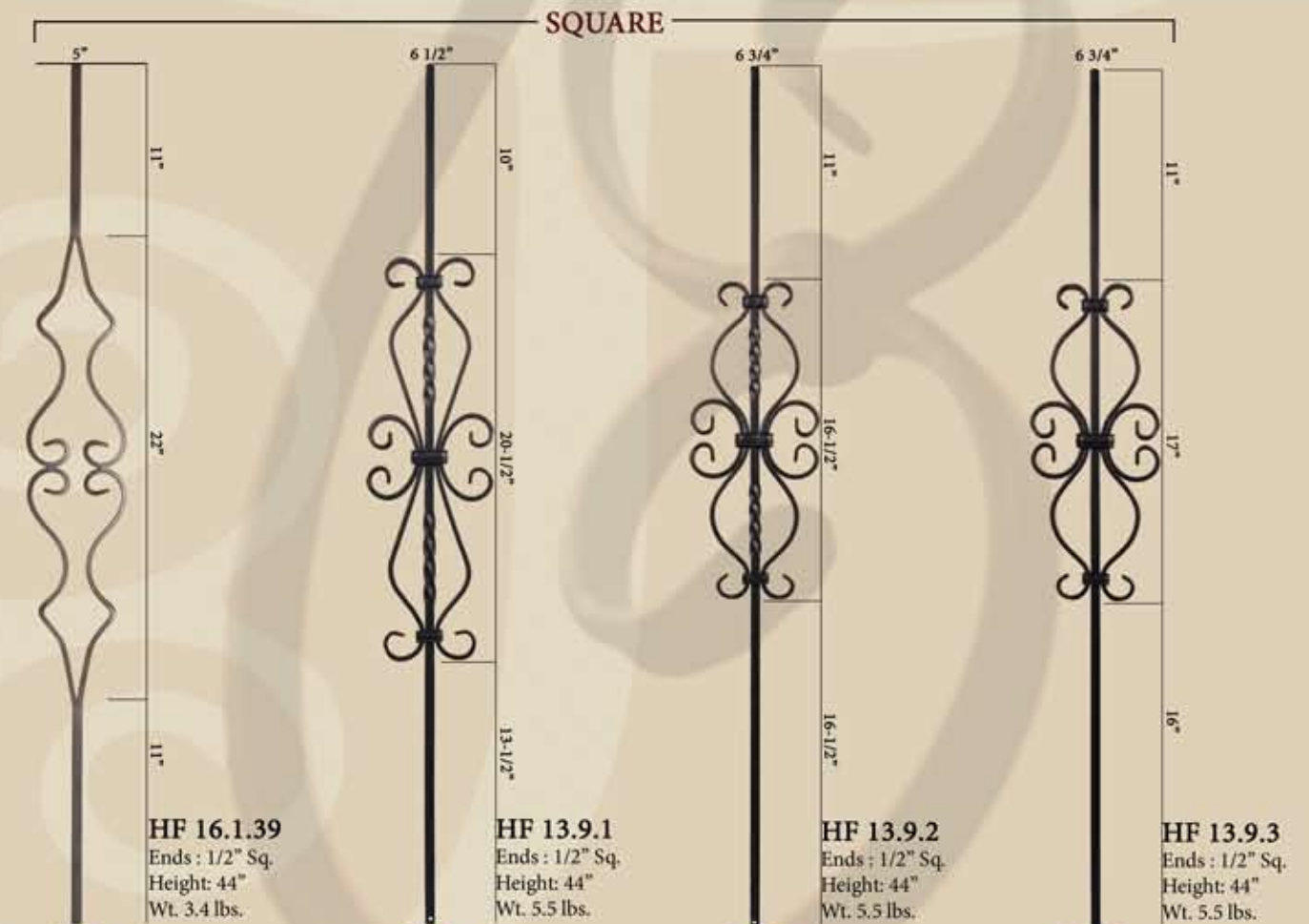
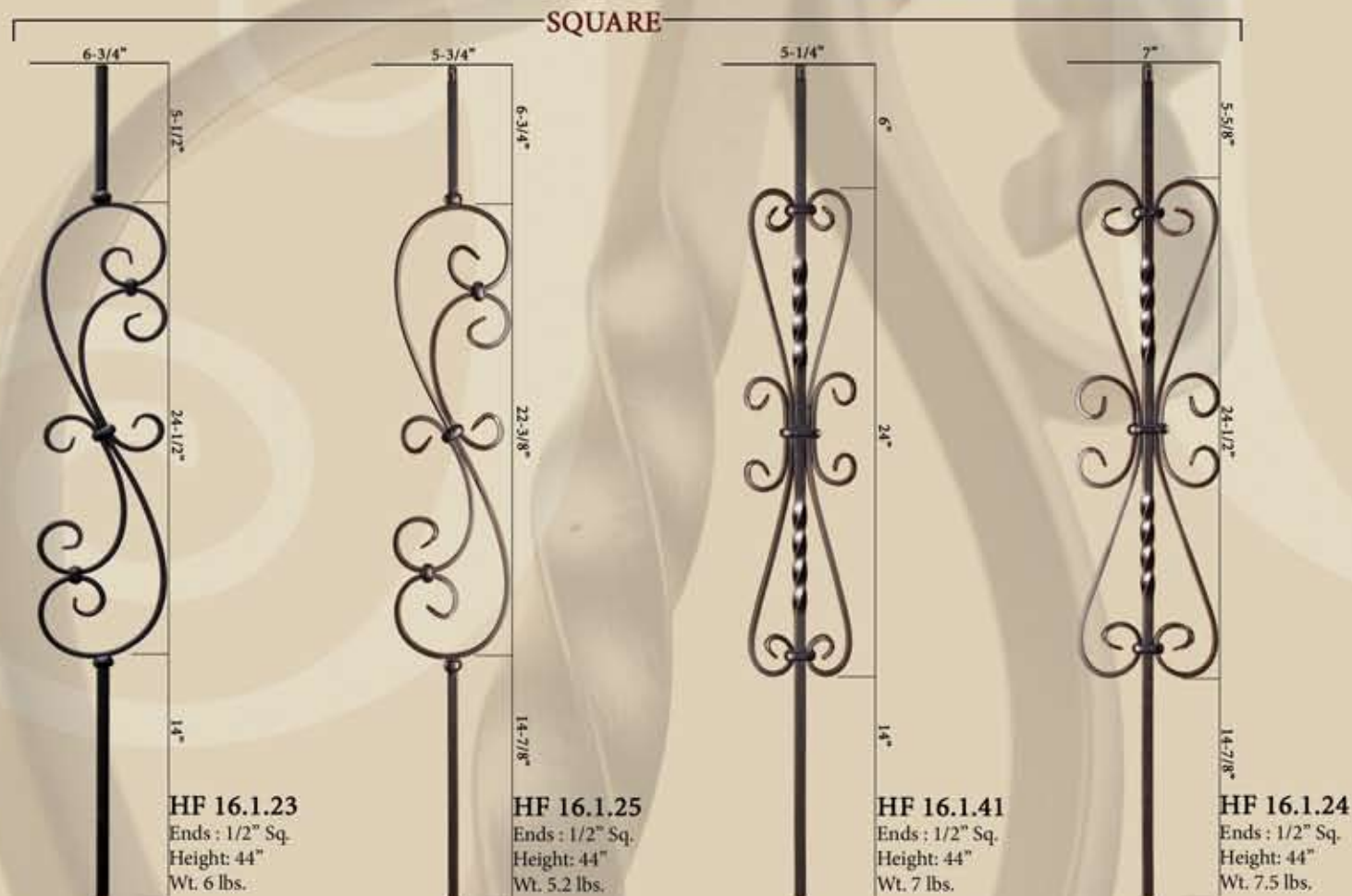


MP      B      SP      CV      STB      AB      AN      ORC

### Matching Shoes & Accessories



	Balusters	HF 16.1.23	HF 16.1.25	HF 16.1.41	HF 16.1.24	HF 16.1.39	HF 13.9.1	HF 13.9.2	HF 13.9.3
MP		●	●	●	●				
B		●	●	●	●				
SP		●	●	●	●				
CV		●	●	●	●	●	●		
STB		●	●	●	●	●	●	●	●
AB		●							
AN		●							
ORC		●							



**NEW**

**NEW**

**NEW**

**NEW**

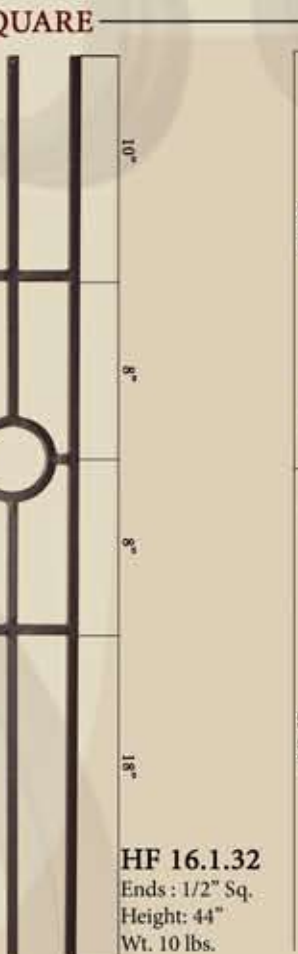
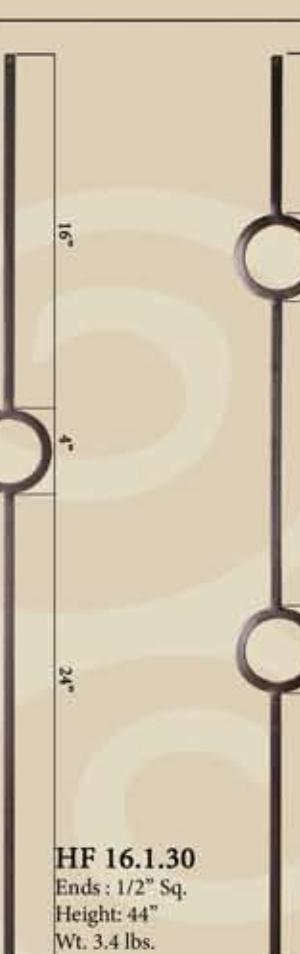
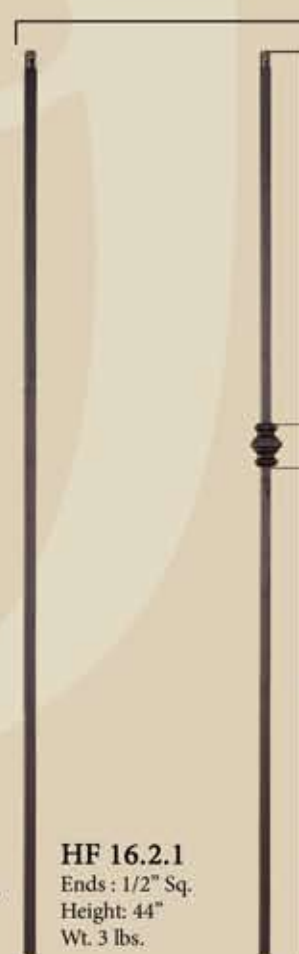
# Versatile Series Available Colors



## Matching Shoes & Accessories



	HF 16.5.8	HF 16.5.9	HF 16.2.1	HF 16.1.34	HF 16.1.35	HF 16.1.45	HF 16.1.30	HF 16.1.31	HF 16.1.32	HF 2.10.1
Newels										
MP	●	●	●	●	●	●	●	●	●	●
B	●	●	●	●	●	●	●	●	●	●
SP	●	●	●	●	●	●	●	●	●	●
CV	●	●	●	●	●	●	●	●	●	●
STB	●	●	●	●	●	●	●	●	●	●
AB	●	●	●	●	●	●	●	●	●	●
AN	●	●	●	●	●	●	●	●	●	●
ORC	●	●	●	●	●	●	●	●	●	●
ORB										



**INSERTS**  
• Easy to Install  
• Medallions Screw Together  
• Medallions Set Permanently with Epoxy Adhesives



# Ribbon Series

Available Colors



## Matching Shoes & Accessories



	Newels	Balusters	Balusters	Balusters	Balusters	Balusters	Balusters
	HF 16.5.7	HF 16.1.5	HF 16.1.6	HF 16.3.6	HF 16.3.7	HF 16.1.10	HF 16.1.11
MP	●	●	●	●	●	●	●
B	●	●	●	●	●	●	●
SP	●	●	●	●	●	●	●
CV	●	●	●	●	●	●	●
STB	●	●	●	●	●	●	●
AB	●	●	●	●	●	●	●
AN	●	●	●	●	●	●	●
ORC	●	●	●	●	●	●	●



### NEWEL



**HF 16.5.7**  
Ends : 1-3/16" Sq.  
Height: 48"  
Wt. 19 lbs.

### SQUARE



**HF 16.1.5**  
Ends : 1/2" Sq.  
Height: 44"  
Wt. 3.2 lbs.



**HF 16.1.6**  
Ends : 1/2" Sq.  
Height: 44"  
Wt. 3 lbs.



**HF 16.3.6**  
Ends : 1/2" Sq.  
Height: 44"  
Wt. 3.2 lbs.

### SQUARE



**HF 16.3.7**  
Ends : 1/2" Sq.  
Height: 44"  
Wt. 4 lbs.



**HF 16.1.10**  
Ends : 1/2" Sq.  
Height: 44"  
Wt. 3.6 lbs.



**HF 16.1.11**  
Ends : 1/2" Sq.  
Height: 44"  
Wt. 4.1 lbs.

# Twist Series

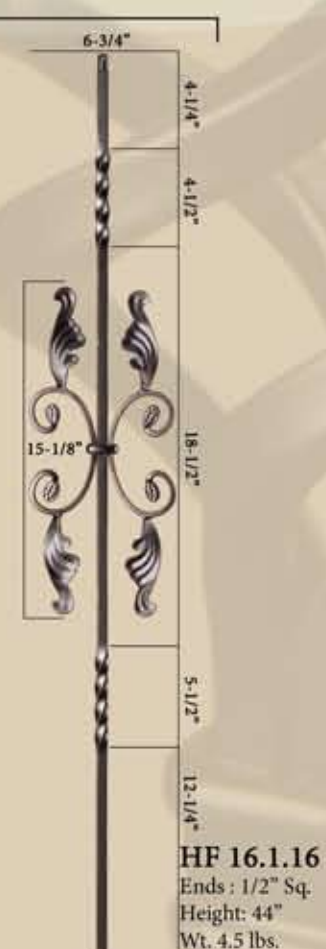
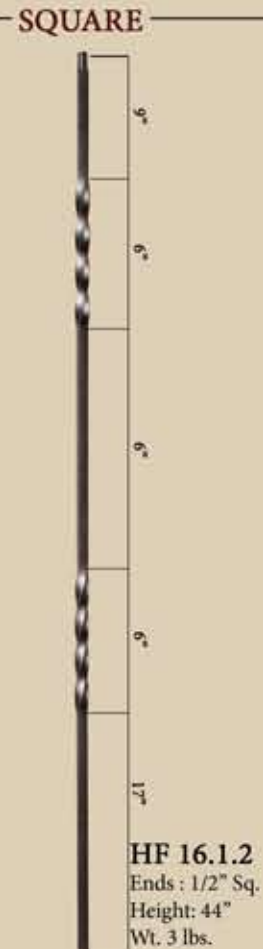
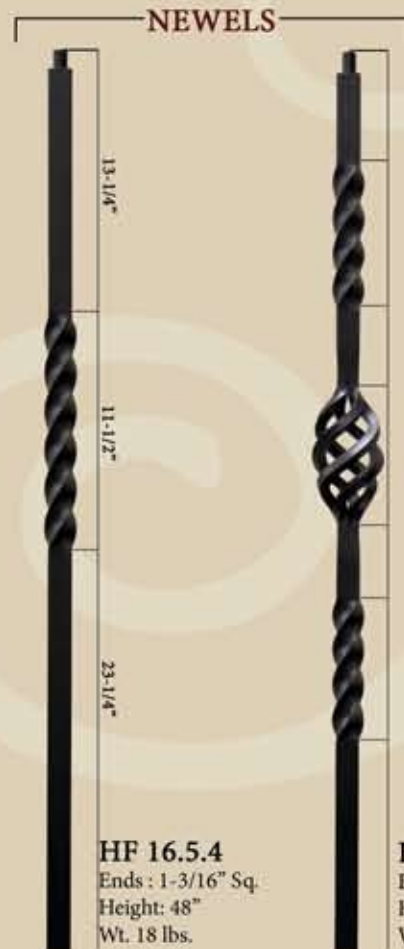
## Available Colors



### Matching Shoes & Accessories



	Newels	HF 16.5.4	HF 16.5.5	Balusters	HF 16.1.1	HF 16.1.2	HF 16.1.3	HF 16.1.4	HF 16.1.21	HF 16.1.16
MP										
B										
SP										
CV										
STB										
AB										
AN										
ORC										
ORB										



# Accessories

## Installation Accessories

### Available Colors



### Handrail Brackets



HF-3002



HF-3003

### Touch Up Paint



Satin Black  
Touch UP Pen



Satin Black  
Touch Up Paint

HFSTB-  
PEN

HFSTB-  
12oz CAN


### Epoxy Adhesives for Iron Balusters



EPC-7



EPC-410



Epoxy Gun

EPC-112

### Easy Installation

